

Aqua Lounge

Aqua Lounge

Producing superior products at competitive prices is our goal here at Aqua Lounge. We are not content with duplicating products already available on today's market. Each dock is handcrafted with the highest quality materials and construction to insure they will meet your needs and withstand the test of time.



Aqua Lounge offers a 15-year limited warranty on all our aluminum structures and welding. We also offer a warranty of 7 years on all THRUFLOW™ paneling. This warranty applies to defects in materials and workmanship, however, it does not cover products that have been improperly used or damaged accidentally.



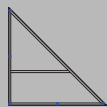
Standard Dock Systems

Combining revolutionary designs with the highest-grade materials and components available on the market today, we have developed a state-of-the-art system that provides quality, strength and most importantly...versatility. Whether you want a standing dock, a floating dock, or both, we can make the dock system that meets your needs.


Each of our dock sections is built around aluminum truss-style framing, with fully welded corners for added strength, durability, and a polished look. Aqua Lounge docks are available with either ThruFlow™ decking or removable cedar panels.

Each standing dock comes standard with two poles, feet, and hardware.


Standard Dock Sizes




4' Corner Section




4x8




4x12




4x16



5x8



5x12





5x16



The Dock-Lock

Using our signature DOCK-LOCK, you can construct your dock, in any configuration, with minimal tools required. The dock panels simply drop into the DOCK-LOCK mating mechanism, and tighten with a single set-bolt. Installation and dock expansion has never been easier.



THRUFLOW™

ThruFlow™ is an interlocking panel system ideal for dock surfaces. Molded from fiberglass reinforced polypropylene, ThruFlow™ is designed to allow water and sunlight to pass through the decking surface of your dock.

ThruFlow™ Features:


- No Maintenance
- Strong, Durable, Lightweight
- 360 Degree Non-Slip Surface
- Superior Load Bearing Capability
- Barefoot Friendly
- UV Protection
- Helps Minimize Storm and Wave Effects
- Allows Sunlight, Water and Debris Through
- Now available in Maple, Gray, and Cream




Decking Options



NATIVE_MAINE CEDAR



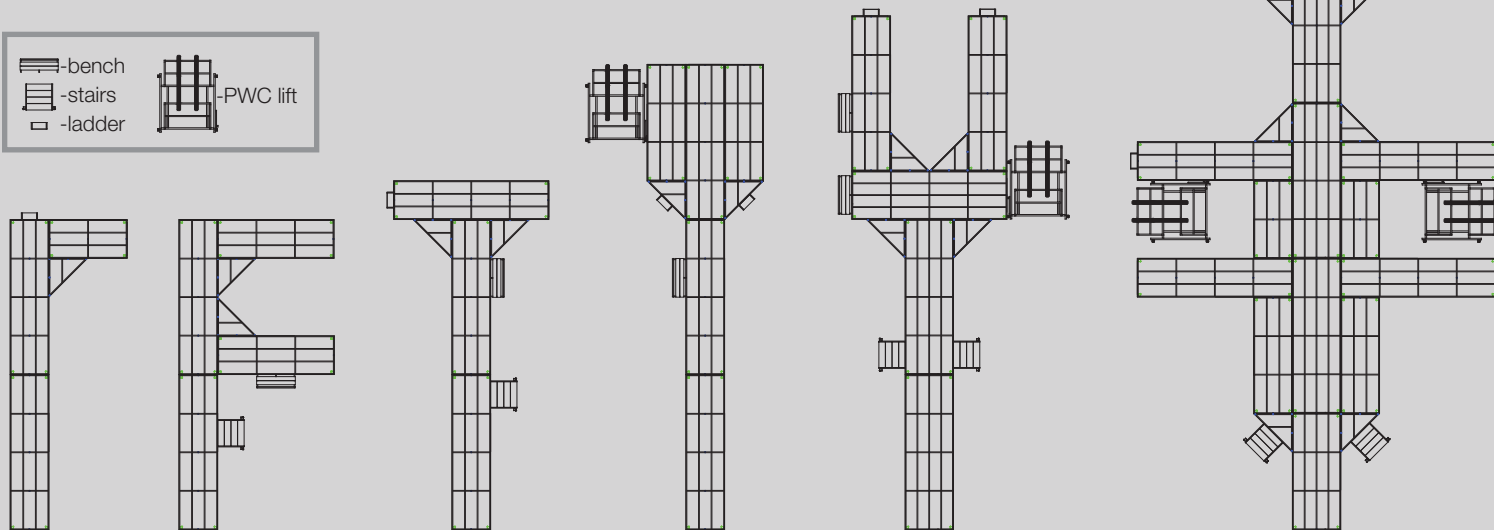
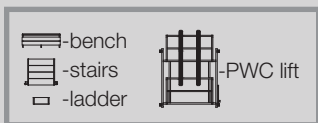
TANTHRUFLOW



GREYTHRUFLOW

Configurations

At Aqua Lounge, we understand that designing the right layout for your dock system can be a grueling task. Our aim is to help you make the right decisions to guarantee satisfaction from your Aqua Lounge dock products. Start with one of these suggestions or customize the perfect dock for your lifestyle.






Wheel Kit

Our wheel kits feature rotomolded polyethylene plastic wheels that are ruggedly built and maintenance-free. Designed with a wide footprint for easy roll-in, these wheels also feature intake holes that allow the wheel to fill with water when submerged, adding additional stability to your dock system.

****compatible with any standing dock system**

Deluxe Stair System


Our shallow water staircase feature: all-aluminum framework, extruded aluminum steps, non-slip grip. With quick mounting hardware and adjustable corner legs, this system easily installs anywhere on your dock.



Accessories

Our quality dock sections provide the base for a great dock system, but it's the options and accessories that make it "yours." Choose any number of our available add-ons, and watch the functionality of your dock grow by leaps and bounds.

Our docks and accessories feature:



Ladders

Designed to bolt anywhere on your dock, Aqua Lounge ladders greatly increase the versatility of your system. Built standard with extruded aluminum steps and rubberized grip zones, our ladders will keep you sure-footed getting in or out of the water. 3 and 4-step models are available.

Benches

Our lightweight, durable bench construction allows for easy installation. Combining aluminum framework with top-quality cedar planking, these benches will perform and look great for years.



Kayak Racks

Aqua Lounge racks offer great versatility. They are fully adjustable and can be mounted on any section of the dock. Available in multiple sizes to accommodate both kayaks and canoes.



1200# PWC Lift

Our personal watercraft lifts are the best in the business. Not only do they perform better than the competition, they look great, too.

Features:

- All aluminum box tube construction
- 1500# brake winch
- Stainless steel cable
- Carpeted PWC bunks
- Fully-adjustable legs
- Large aluminum hand wheel
- Boat Lifts Available




Self-Leveling Systems

Now changing an existing dock from poles to a Self-Leveling System requires no additional hardware. The Aqua Lounge Self-Leveling System is a great addition to any dock configuration. This user-friendly upgrade makes leveling your dock a one-man job, and keeps you dry during the process. With a few quick turns, the adjustable legs extend or retract to bring your dock to the perfect height.

Features:

- Telescoping legs
- Quick-adjust cross braces
- Easily adjusts while standing on dock
- Available in 3 depths: 0-3 ft ; 3-6 ft ; 6-9 ft
- Wheel kit (Optional- shown)





Manufactured by JR Fabrication
354 Main Street
Kingfield, ME 04947

Visit us online at www.aqualoungedocks.com